



## MODULE 4: LOFT Digital Platform and Business plan development model

Content 5: The LOFT MAP: How To Register And Benefit From The Tool



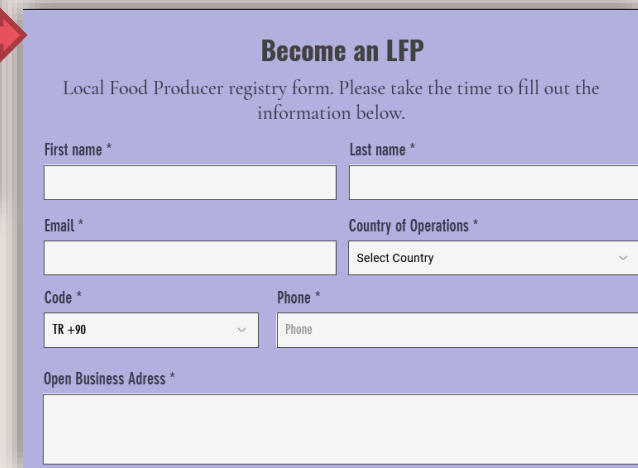
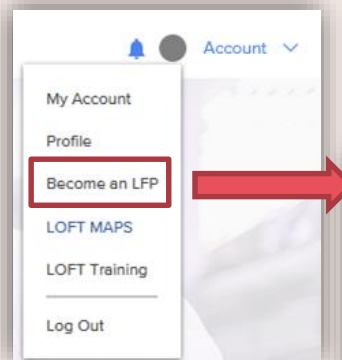
# LOFT MAP

LOFT MAP is one of the main activities of the LOFT project, which aims to establish sustainable local food hubs that will act as online markets connecting local food actors including LFPs, consumers, and local managing authorities.



# LOFT MAP

- In order to access to LFP MAP as potential customers, users or visitors should register to LOFT Platform.
- LOFT MAP can be accessed in the “LOFT MAP” Section.
- If you wish to integrate your farm to LOFT MAP, you have to register as an LFP using “Become an LFP” form in your Account tab.



**Become an LFP**  
Local Food Producer registry form. Please take the time to fill out the information below.

First name \*  Last name \*

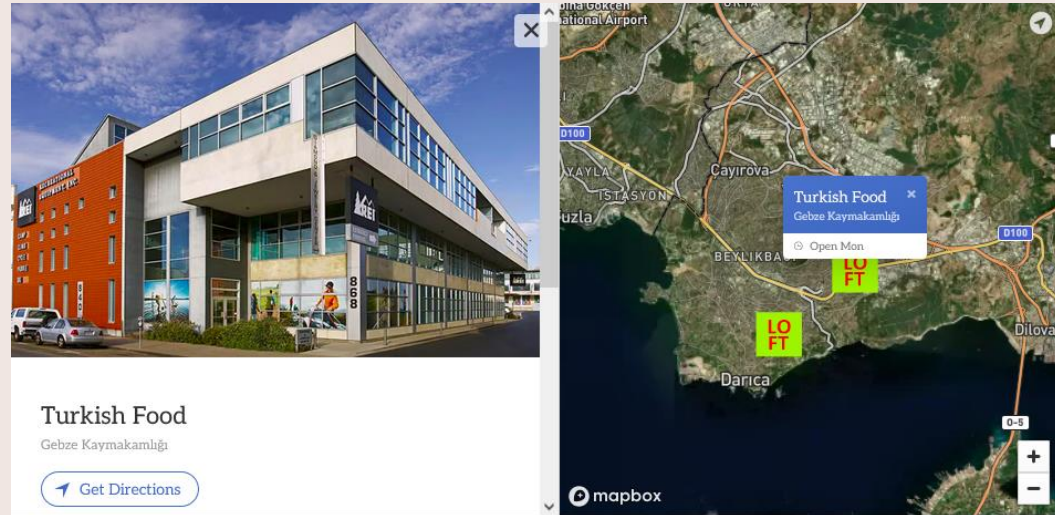
Email \*  Country of Operations \*

Code \*  Phone \*

Open Business Address \*

# LOFT MAP

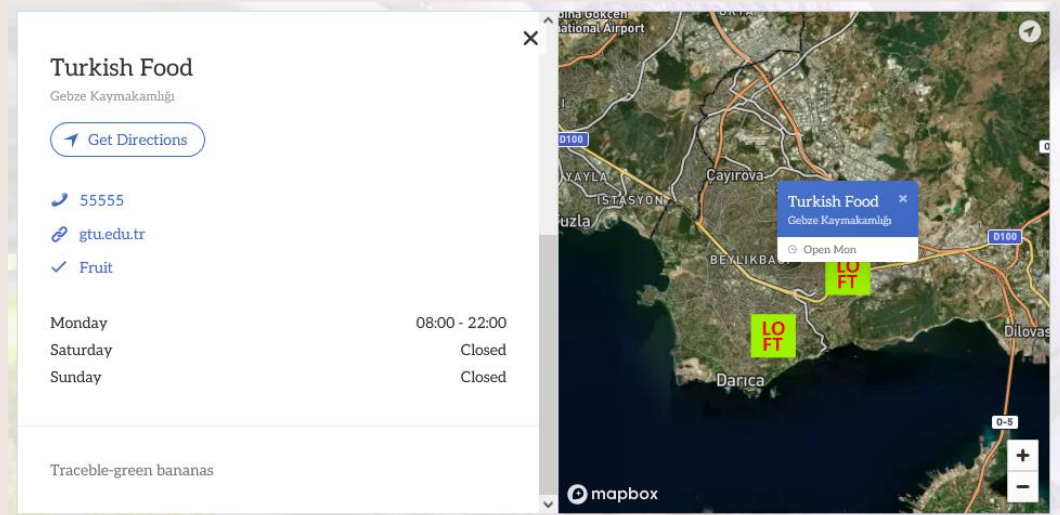
Once you registered as an LFP, your application will be evaluated, and validated. Upon validation, your farm will be included in the LOFT MAP.



# LOFT MAP

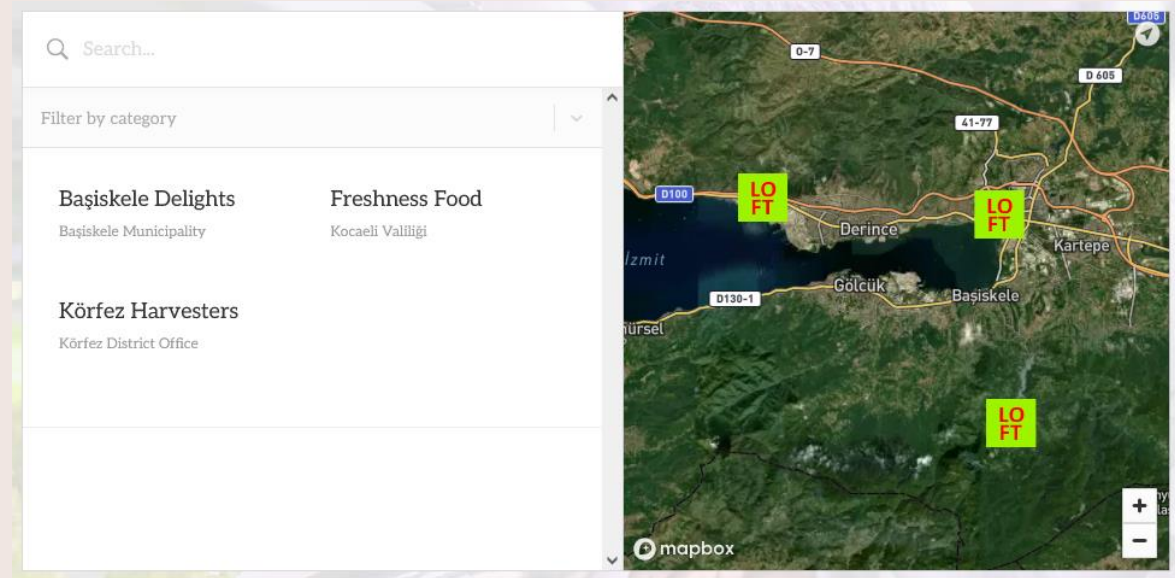
You can view the provided details of other LFPs in LOFT MAPS, such as contact details, working hours, location, website and distance to you.

You can select which details to be included about your farm in the LOFT MAP.



# LOFT MAP

You can utilize LOFT MAP to promote your farm and interact with other producers and customers, as well as to understand the local trends in sustainable food production.



# Quiz

**What is the primary purpose of the LOFT MAP in the LOFT project?**

- A) To provide cooking recipes using local ingredients
- B) To establish sustainable local food hubs connecting local food actors
- C) To offer language learning resources for farmers
- D) To create a database of global food trades

**What must a user do to have their farm included in the LOFT MAP?**

- A) Register as a general user on the LOFT Platform
- B) Submit a "Become an LFP" form in the Account tab
- C) Send an email to the LOFT team
- D) Use the "Help and AI chat" feature to request inclusion